

SIMCO SONG DA JOINT STOCK COMPAMY

FINANCIAL STATEMENTS
Q2/ 2025

Ha Noi, July 2025



SIMCO SONG DA JOINT STOCK COMPANY

From B01 – DN

(according to Circular No.200/2014/TT-BTC date December 22nd, 2014 of Ministry of Finance)

BALANCE SHEET

Date 30 month 06 year 2025

Currency: VND


ASSETS	Code	Inter- Pretation	Closing Balance	Opening Balance
1	2	3	4	5
A SHORT-TERM ASSETS	100		43.929.970.797	83.440.226.721
I. Cash and cash exchangeable	110	VI.1	153.955.805	268.548.805
1. Cash	111		153.955.805	268.548.805
2. cash exchangeable	112		-	-
II. Short-term financial investments	120		5.600.100.000	5.600.100.000
1. Trading securities	121		-	-
2. Provision for lost due to the decrease in prices of trading securities *	122		-	-
3. Held-to-Maturity investments	123	VI.2a	5.600.100.000	5.600.100.000
III. Short-term receivables	130		38.071.195.240	77.446.411.135
1. Short-term Receivables from Customers	131	VI.4	32.719.489.472	40.166.831.327
2. Prepayment to suppliers	132	VI.5	2.299.750.616	2.324.750.616
3. Short-term Internal Receivables	133		-	-
4. Receivables by the Scheduled Progress of Construction Contracts	134		-	-
5. Receivables short-term loans	135	VI.3	5.328.330.196	42.894.948.196
6. Other receivable	136	VI.6a	19.236.412.559	13.572.668.599
7. Provision for bad short-term receivables *	137	VI.7	(21.512.787.603)	(21.512.787.603)
8. Insufficient Assets	139		-	-
IV. Inventories	140	VI.8	47.896.364	47.896.364
1. Inventory	141		47.896.364	47.896.364
2. Provision for decline in inventory	149		-	-
V. Provision for decline in inventory	150		56.823.388	77.270.417
1. Short-term prepaid expenses	151	VI.12a	3.827.295	9.526.221
2. Input VAT	152		51.067.090	59.785.593
3. Taxes and Receivables from State Budget	153		1.929.003	7.958.603
4. Repurchase Government Bonds Transactions	154		-	-
5. Others Current Assets	155		-	-
B - LONG-TERM ASSETS	200		208.898.560.388	172.067.945.008
I. Long-term receivables	210		11.000.000.000	11.024.600.000
1. Long-term Receivables from Customers	211		-	-

2. Payables to seller: long-term	212		-	-
ASSETS	Code	Inter- Pretation	Closing Balance	Opening Balance
	2	3	4	5
3. Capital of units directly under	213		-	-
4. Long-term Internal Receivables	214		-	-
5. Long-term loan receivable	215		-	-
6. Long-term others receivable	216	VI.6b	11.000.000.000	11.024.600.000
7. Provision for long-term doubtful debts *	219		-	-
II. Fixed assets	220		19.338.299.998	14.400.161.420
1. Tangible fixed assets	221	VI.9	19.338.299.998	14.400.161.420
- The original price	222		30.817.212.392	25.324.832.174
- Accumulated depreciation (*)	223		(11.478.912.394)	(10.924.670.754)
2. Financial lease assets	224		-	-
- The original price	225		-	-
- Accumulated depreciation (*)	226		-	-
3. Intangible fixed assets	227		-	-
- The original price	228	VI.10	244.160.000	244.160.000
- Accumulated depreciation (*)	229		(244.160.000)	(244.160.000)
III. Invested real estate	230		9.431.479.092	9.659.620.812
- The original price	231		15.969.920.460	15.969.920.460
- Accumulated depreciation (*)	232		(6.538.441.368)	(6.310.299.648)
IV. Long-term-financial investments	240	VI.11	75.902.112.441	80.701.112.441
1. Production in progress: long-term	241		75.902.112.441	75.902.112.441
2. Capital Construction in Progress	242		-	4.799.000.000
V. Long-term-financial investments	250	VI.2b	93.211.221.382	56.261.221.382
1. Subsidiary company investments	251		-	-
2. Investments in Associates, Joint-Ventures	252		146.692.905.914	72.692.905.914
3. Investments in Other Companies	253		49.624.400.000	86.674.400.000
4. Provision for Long-term Investments Devaluation *	254		(103.106.084.532)	(103.106.084.532)
5. Held-to-maturity investments	255		-	-
VI. Other long term assets	260		15.447.475	21.228.953
1. Long-term prepaid expenses	261	VI.12b	15.447.475	21.228.953
2. Deferred income tax assets	262		-	-
3. Long-term Equipment and Spare Parts	263		-	-
4. Other investments: long-term	268		-	-
TOTAL ASSETS (270 = 100 + 200)	270		252.828.531.185	255.508.171.729


RESOURCES	Code	Inter- Pretation	Closing Balance	Opening Balance
1	2	3	4	5
C - LIABILITIES	300		66.931.572.893	69.005.935.662
I. Current liabilities	310		46.636.493.458	51.524.290.301
1. Payables to seller: short-term	311	VI.13	9.720.276.574	15.325.240.790
2. Short term Advances Received from the Customers	312	VI.14	110.382.166	110.382.166
3. Taxes and Obligations to State Budget	313	VI.15	9.778.500	-
4. Payables to employees	314		171.848.600	174.269.450
5. Others exphajn: short-term	315	VI.16	889.663.976	810.271.324
6. Short-term Intercompany Payables	316		-	-
7. Payables by Scheduled Progress of Construction Contracts	317		-	-
8. Short-term Unrealized Revenue	318	VI.19a	1.142.314.421	1.420.057.224
9. Other short-term payables	319	VI.18a	20.358.882.209	20.301.551.475
10. Short-term borrowings and financial leases	320	VI.17a	14.232.740.440	13.381.911.300
11. Provision of Short-term Payables	321		-	-
12. Reward and Welfare Fund	322		606.572	606.572
13. Price Stabilisation Fund	323		-	-
14. Repurchase Government Bonds Transactions	324		-	-
II. Long-term liabilities	330		20.295.079.435	17.481.645.361
1. Long-term Payables to Suppliers	331		-	-
2. Long term Advances Received from the Customers	332		-	-
3. Long-term Payable Expenses	333		-	-
4. Internal Payables of Capital	334		-	-
5. Long-term Internal Payables	335		-	-
6. Long-term Unrealized Revenue	336	VI.19b	11.836.331.835	11.591.277.761
7. Others long term payables	337	VI.18b	5.908.747.600	5.890.367.600
8. Long-term borrowings and finance lease	338		2.550.000.000	-
9. Convertible bonds	339		-	-
10. Preferred shares	340		-	-
11. Payable Deferred Income Tax	341		-	-
12. Provision of Long-term Payables	342		-	-
13. Science and Technology Development Fund	343		-	-
D- OWNER'S EQUITY	400	20	185.896.958.292	186.502.236.067
I. Owner's equity	410		185.896.958.292	186.502.236.067
1. Owner's equity invested capital	411		262.061.580.000	262.061.580.000
- Ordinary stock with voting right	411a		262.061.580.000	262.061.580.000

RESOURCES	Code	Inter- Pretation	Closing Balance	Opening Balance
1	2	3	4	5
- Preferred stock capital	411b		-	-
2. Equity Surplus	412		-	-
3. The Right to convert the Convertible Bonds to	413		-	-
4. Other capitals	414		-	-
5. Fund stocks *	415		(1.682.000)	(1.682.000)
6. Differences upon asset revaluation	416		-	-
7. Exchange rate difference	417		-	-
8. Development Investment Fund	418		1.231.903.807	1.231.903.807
9. Corporation Arrangement Support Fund	419		-	-
10. Other Funds	420		-	-
11. Undistributed Profit	421		(77.394.843.515)	(76.789.565.740)
- Accumulated Undistributed Profit by The End of The Previous Period	421a		(76.580.592.190)	(76.835.156.776)
- Undistributed Profit of the Current Period	421b		(814.251.325)	45.591.036
12. Capital Construction Investment	422		-	-
II. Budget resources and funds	430		-	-
1. Funding sources	431		-	-
2. Funds used for fixed asset acquisition	432		-	-
TOTAL RESOURCES (440 = 300 + 400)	440		252.828.531.185	255.508.171.729

PREPARED BY


Mai Thuy Linh

CHIEF ACCOUNTANT


Pham Thi Hieu



Date: 17/07/2025

DIRECTOR


CHỦ TỊCH HĐQT
Lê Quang Huy

SIMCO SONG DA JOINT STOCK COMPANY

INCOME STATEMENT

From date: 01-04-2025 to date: 30-06-2025

ITEM	Code	Quarter 2		Accumulate	
		CURRENT YEAR	PREVIOUS YEAR	CURRENT YEAR	PREVIOUS YEAR
1	2	3	4	5	6
1. Sales from goods and services sold	1	5.259.431.852	11.619.226.999	9.656.577.299	18.742.577.282
2. Sales deduction	2	0	-	0	-
3. Net sales from goods and services sold (10=01-02)	10	5.259.431.852	11.619.226.999	9.656.577.299	18.742.577.282
4. Cost of goods sold	11	4.819.846.023	11.289.153.791	8.737.000.008	18.177.477.214
5. Gross profit from goods and services sold (20=10-11)	20	439.585.829	330.073.208	919.577.291	565.100.068
6. Revenue from financial activities	21	78.148.304	677.184.339	943.607.756	1.371.660.734
7. Expenses from financial activities	22	275.275.752	264.505.772	506.046.797	512.777.028
- In there: Loan interest expense	23	272.275.752	264.205.246	506.046.797	512.476.502
8. Sales expenses	25				
9. Administration expenses	26	1.026.237.684	11.667.138.521	2.180.899.442	12.578.673.623
10. Net profit from business activities	30	(783.779.303)	(10.924.386.746)	(823.761.192)	(11.154.689.849)
11. Other incomes	31	0	4.594.734.281	10.040.000	4.598.614.686
12. Other expenses	32	530.133	4.282.732	530.133	4.282.732
13. Other profits (40=31-32)	40	(530.133)	4.590.451.549	9.509.867	4.594.331.954
14. Profit before tax (50=30+40)	50	(784.309.436)	(6.333.935.197)	(814.251.325)	(6.560.357.895)
15. Current income tax expense	51	-	-	0	-
16. Deferred Income Tax	52	0	-	0	-
17. Profit after income tax (60=50-51-52)	60	(784.309.436)	(6.333.935.197)	(814.251.325)	(6.560.357.895)
18. Primary earning per share (*)	70				
19. Decline earnings per share (*)	71				

PREPARED BY

Mai Thuy Linh

CHIEF ACCOUNTANT

Pham Thi Hieu

Date: 17/07/2025



DIRECTOR

CHỦ TỊCH HĐQT
Lê Quang Huy

CASH FLOW STATEMENT

(Direct method)

From date: 01-04-2025 to date : 30-6-2025

ARTICLE	Code	Quarter 2		Accumulate	
		CURRENT YEAR	PREVIOUS YEAR	CURRENT YEAR	PREVIOUS YEAR
1	2	3	4	5	6
I. Cash flow from operating activities					
1. Cash receipts from goods sale, services supply and others	1	6.077.136.209	18.318.197.648	13.457.113.244	23.015.826.824
2. Cash payments to goods suppliers and service providers	2	(6.096.796.460)	(18.183.853.201)	(11.339.488.013)	(20.539.123.201)
3. Cash payments to employees	3	(683.719.700)	(480.483.400)	(1.213.131.150)	(1.187.668.700)
4. Cash payments of loan interests	4	(223.891.100)	(188.188.246)	(416.118.145)	(370.111.502)
5. Cash payment of enterprise income tax	5	-	-	-	-
6. Other cash receipts from business activities	6	33.420.000	1.020.529.600	139.146.900	1.069.426.491
7. Other cash payments to production and business activities	7	(5.145.932.618)	(397.210.845)	(6.228.437.694)	(764.978.307)
Net cash flows from business activities	20	(6.039.783.669)	88.991.556	(5.600.914.858)	1.223.371.605
II. Cash flow from investment activities					
1. Cash payments to procure and/or construct fixed assets and other long-term assets	21	-	-	(3.026.300.218)	-
2. Cash receipts from the liquidation, assignment or sale of fixed assets and other long-term assets	22	-	-	-	-
3. Cash payments to provide loans, to acquire debt instruments of other units	23	-	(27.945.618.000)	(2.246.000.000)	(28.945.618.000)
4. Cash receipts from the recovery of loans provided, from the re-sale of debt instruments of other units	24	29.812.618.000	4.660.000.000	39.812.618.000	28.204.546.400
5. Cash payments of investments in capital contributions to other units	25	(43.000.000.000)	-	(74.000.000.000)	-
6. Cash recovered from investments in capital contributions to other units	26	6.745.000.000	-	41.543.900.000	-
7. Cash receipts from loan interests, dividends and earned profits	27	104.049	1.542.325	199.817	1.801.939
Net cash flow from investment activities	30	(6.442.277.951)	(23.284.075.675)	2.084.417.599	(739.269.661)
III. Cash flow from financial activities					
1. Cash proceeds from the issuance of shares or reception of capital contributed by owners	31	-	-	-	-
2. Cash repayments of contributed capital to owners or for redemption of shares by the issuing enterprise	32	-	-	-	-
3. Cash receipts from short- or long-term borrowings	33	5.387.306.700	8.655.083.900	12.869.494.840	9.115.514.800
4. Cash repayments of principals of borrowings	34	(4.312.471.600)	(9.455.101.000)	(9.468.665.700)	(9.823.928.397)
5. Cash repayments of financial leasing debts	35	-	-	-	-
6. Cash payments of dividends or profits to owners or shareholders	36	-	-	-	-
Net cash flow from financial activities	40	1.074.835.100	(800.017.100)	3.400.829.140	(708.413.597)
Net cash flow in the period (50=20+30+40)	50	(11.407.226.520)	(23.995.101.219)	(115.668.119)	(224.311.653)
Cash and cash equivalents at the beginning of period	60	11.560.107.206	24.402.031.505	268.548.805	631.241.939
Effects of changes in foreign exchange rates	61	1.075.119	(300.526)	1.075.119	(300.526)
Cash and cash equivalents at the end of period (70 = 50+60+61)	70	153.955.805	406.629.760	153.955.805	406.629.760

Date: 17/07/2025

PREPARED BY

Mai Thuy Linh

CHIEF ACCOUNTANT

Pham Thi Hieu



DIRECTOR

CHỦ TỊCH HĐQT
Lê Quang Huy

SIMCO SONG DA JOINT STOCK COMPANY

Address: Simco Song Da Building, Van Phuc Small Urban Sub-Area, Van Phuc Ward, Ha Dong District, Hanoi

NOTES TO THE FINANCIAL STATEMENTS

Q 2-2025

I. OPERATION FEATURES

1. 1. Investment form

SIMCO Song Da Joint Stock Company, formerly known as Song Da International Manpower Supply and Trading Joint Stock Company, was converted from a state-owned enterprise - Song Da International Manpower Supply and Trading Company under Song Da Corporation according to Decision No. 627/QĐ-BXD dated May 9, 2003 of the Minister of Construction. The company operates in the fields of manufacturing, services and trade.. Công ty hoạt động kinh doanh trong lĩnh vực sản xuất, dịch vụ, thương mại.

The Company's headquarters are located at: Simco Song Da Building, Van Phuc Small Urban Sub-Area, Van Phuc Ward, Ha Dong District, Hanoi

Member units:

Name	Address	Main business activities
- Ha Tinh Project Management Board	Ha tinh	Project Management

Affiliated companies

Name	Address	Main business activities
- Vietnam Sweden Wine and Spirits JSC.	Ha noi	Production and trading of all kinds of wine
- Song Da Automatization and Informatics Technology Joint Stock Company	Ha noi	Software production, trading, design consulting in the IT field
- Myanmar - SIMCO Songda Joint Stock Company Limited	Myanmar	Mining, infrastructure construction

2. Operating field

The Company's business areas are: production, services, trade.

3. Main operations

According to the Business Registration Certificate of the joint stock company No. 0103002544 issued by the Department of Planning and Investment of Hanoi City on July 21, 2003, and the registration changes, the business activities of the Company are:

bor export activities (according to the provisions of law);Labor export activities (according to the provisions of law);

Study abroad consulting services;

Import-export and trading: construction materials, equipment, machinery, production materials, consumer goods;

Construction of civil, industrial and traffic works;Construction of civil, industrial and traffic works;

Housing, industrial park and urban development business;

Trading in construction materials;

Catering services;

Wood processing and production of wood products from bamboo and rattan;

Paper and paper products production;

Domestic and international travel services;

Sports and entertainment services;

household appliances, telecommunications equipment, communications, electronic control equipment, broadcasting equipment;

Consulting on website design, computer network installation, telecommunications electronic network construction (excluding construction design services);

Urban area management services;
Establishing commercial centers and applied research centers to serve domestic and foreign economic sectors;
Researching, applying and transferring software technology and developing information technology;
Consulting on research, application, development and transfer of high-tech technology;
Designing, constructing, installing, maintaining and servicing network systems and computer, electronic, information technology, telecommunications and communications equipment (excluding construction design services);
Production and trading of electrical equipment and materials;
Production and trading of soft drinks, mineral water, purified water;
Production and trading of chemicals (except chemicals banned by the State);
Research and production of some types of construction materials;
Trading of cosmetic products (for both men and women);
Opening centers for nursing and caring for the elderly in Vietnam and foreign elderly (excluding medical examination and treatment services);
Import and export of the Company's business items;
Trading of goods delivery services, customs clearance services;
Construction and trading of infrastructure works;
Training and granting of graduation certificates and vocational certificates for occupations in the construction sector (Enterprises are only allowed to operate after being permitted by competent State agencies);
Training of foreign languages and education oriented to serve labor export (Enterprises are only allowed to operate after being permitted by competent State agencies);
Business of collecting, recycling and exporting electrical, electronic, plastic and metal equipment and materials;
Buying and selling scrap, glass, waste rubber, used plastic, scrap plaster, scrap iron and steel, scrap copper;
Buying and selling and transporting coal;
Accepting investment commissions from organizations and individuals;
Producing and trading in helmets;
Designing and manufacturing fashion for interior and exterior furniture (excluding interior and exterior design of construction works);
Composing, producing and trading in all kinds of relief statues and art paintings;
Designing advertising models and constructing advertising items;
Printing art paintings, traditional propaganda paintings and cultural products permitted for circulation (except for acts prohibited by the State);
Composing, establishing investment projects, constructing monumental works, grand paintings, art paintings, historical paintings (excluding construction design services);
Decorating the interior and exterior of cultural works, museums, cultural houses, museums, cultural houses and other construction works in group C and some items in group B;
Trading in specialized art materials and equipment, art products, handicrafts:

II. FISCAL YEAR AND STANDARD CURRENCY UNIT USED IN ACCOUNTING

1. Fiscal year:

The fiscal year of the Company is from 1 January to 31 December annually.

2. Standard currency unit

The standard currency unit used in accounting is Vietnam Dong (VND).

III. ACCOUNTING STANDARDS AND SYSTEM APPLIED

1. Accounting standards and system

The Company has been applying the Vietnamese Accounting System issued together with the Decision No. 15/2006/QĐ-BTC dated 20 March 2006 of the Finance Minister and the Circulars giving guidance on the implementation of accounting standards and system of the Ministry of Finance.

2 Accounting form

The Company has been using the accounting form in the computer.

IV STATEMENT ON THE COMPLIANCE WITH THE ACCOUNTING STANDARDS AND SYSTEM

The company ensure to follow all the requirements of the Vietnamese Accounting Standards and System issued together with the Decision No. 15/2006/QĐ-BTC dated 20 March 2006 of the Finance Minister and the Circulars giving guidance on the implementation of accounting standards and system of the Ministry of Finance in the preparation of these combined financial statements.

V ACCOUNTING POLICIES

1 Cash and cash equivalents

Cash and cash equivalents include cash on hand, cash in bank, cash in transit and short-term investments of which the due dates cannot exceed 3 months from the dates of the investments and the convertibility into cash is easy, and which do not have a lot of risks in the conversion into cash.

2 Inventories

Inventories are recorded at their original costs. Costs include purchasing expenses, processing expenses and other directly related costs to bring the inventories to the current positions and conditions, expenses for land use right, direct costs and related general expenses arising in the process of investment in real estate construction.

Costs of inventories are determined in accordance with the weighted average method and recorded in line with the perpetual recording method.

Provision for devaluation of inventories is recognized when their costs are higher than their net realizable values. Net realizable values are the estimated selling prices of inventories less the estimated expenses on product completion and other necessary expenses on product consumption.

3 Trade receivable and other receivable

Trade receivable and other receivable are recognized at the values on supporting documents and invoices.

Provision is made for each bad debt basing on the debt age or the estimated loss. Details are as follows:

- As for overdue debts:
 - 30% of the value for debts overdue from over 6 months to under 1 year.
 - 50% of the value for debts overdue from 1 year to under 2 years.
 - 70% of the value for debts overdue from 2 years to under 3 years.
 - 100% of the value for debts overdue from 3 years and over.
- As for doubtful debts but not overdue: provision is made basing on the estimated loss.

4 Recording and Depreciation of Fixed Assets

- Tangible fixed assets

Fixed assets are determined by their historical costs less accumulated depreciation. Historical costs of fixed assets include all the expenses of the Company to have these fixed assets as of the dates they are ready to be put into use. Other expenses incurred subsequent to the initial recognition are included in historical costs of fixed assets only if they certainly bring more economic benefits in the future thanks to the use of these assets. Those which do not meet the above conditions will be recorded into expenses.

When a fixed asset is sold or disposed, its historical cost and accumulated depreciation are written off, then any gain/ loss arisen are posted into the income or the expenses during the year.

Fixed assets are depreciated in accordance with the straight-line method over their estimated useful lives. The depreciation years of fixed assets are as follows:

<u>Fixed assets</u>	<u>Years</u>
Buildings and structures	6 – 35

Machinery and equipment	5-10
Vehicles	6-8
Office equipment	3
Other fixed assets	8

- Intangible fixed assets

Intangible fixed assets are determined by their historical costs less accumulated depreciation. Intangible fixed asset of the Company includes computer software.

Purchasing price of computer software which is not an integrated part of the related hardware is capitalized. Historical cost of computer software includes all the expenses paid until the date the software is put into use. Computer software is depreciated in accordance with the straight-line method within 3 years.

5 Principles of capitalization of borrowing costs and other expenses

Borrowing costs are included into expenses during the period. In case the borrowing costs are directly related to the construction or the production of an asset in progress, which has taken a substantial period of time (over 12 months) to get ready for intended use or sales of the asset, these costs will be capitalized.

For general borrowings used for the purpose of investment in construction or production of unfinished assets, the capitalized borrowing costs are determined according to the capitalization rate for the weighted average cumulative costs incurred for investment in basic construction or production of that asset. The capitalization rate is calculated according to the weighted average interest rate of the outstanding borrowings during the period, except for separate borrowings serving the purpose of forming a specific asset.

6 Financial investment

Investments into securities, subsidiaries, associates and jointly controlled entities are recorded at their original costs. Interest, dividends, profits of the periods prior to the investments are recorded to decrease the value of those investments themselves. Interest, dividends and profits of the periods subsequent to the investments purchased are recorded into sales.

Provision for devaluation of investment in securities is made for each particular type of securities in the market and of which the market prices decrease in comparison with the book value. The market prices used as basis for appropriation of provision are determined as follows:

- For listed securities in Hanoi Stock Exchange (HNX) they are the average transaction prices as of the date of provision appropriation.
- For listed securities in Ho Chi Minh Stock Exchange (HOSE) they are the closing prices as of the date of provision appropriation
- For securities registered for transactions in the transaction market of the unlisted public companies (UPCom), they are the average transaction prices in the system as of the date of provision appropriation.
- For listed securities of which transactions are cancelled or stopped commencing from the 6th transaction date they are the book value as of the preparation date of the latest balance sheet.

Provision for loss of investments in other economic organizations is appropriated when these organizations suffer losses (except for the loss according to the plan already determined in the Company's business budgets before making the investments) at the rate equivalent to the difference between the actual contribution capital of the parties in these organizations and the actual owner's equity multiplying (x) the rate of capital contribution of the Company in comparison with total actual contribution capital of the parties in these organizations.

Increases, decreases of provision for financial investments are recognized into financial expenses during the year.

When an investment is liquidated, the differences between net liquidation values and book values are recorded into income or expenses.

7 Accrued expenses

Accrued expenses are recorded based on reasonable estimates on the amounts payable for goods and services already used during the period.

8 Long-term prepaid expenses

Công cụ, dụng cụ

Các công cụ, dụng cụ đã đưa vào sử dụng được phân bổ vào chi phí theo phương pháp đường thẳng với thời gian phân bổ không quá 2 năm.

9 Principles of foreign currency conversion and foreign exchange risk hedging operations

Transactions in foreign currencies are converted at the actual exchange rates ruling as of the transaction dates. The ending balances of monetary items in foreign currencies are converted at the actual exchange rates ruling as of the balance sheet date.

Foreign exchange rate differences occurred during the year from transactions of monetary items in foreign currencies and foreign exchange rate differences due to revaluation of monetary items in foreign currencies as of balance sheet date after offsetting increase difference and decrease difference are recognized in financial income or financial expenses.

Exchange rate used to translate transactions occurred in foreign currencies is the actual exchange rate at the time of transaction disclosed by the commercial bank where transaction occurs. Foreign exchange rate used to revalue ending balances of monetary items in foreign currencies is the buying exchange rate of the commercial bank or the average buying exchange rate of commercial banks where the company maintains its account disclosed at the balance sheet date. vào của ngân hàng thương mại hoặc tỷ giá mua vào bình quân của các ngân hàng thương mại nơi Công ty mở tài khoản công bố tại ngày kết thúc kỳ kế toán.

10 OWNER'S EQUITY

Owner's investment capital

Owner's investment capital is recognized according to the amount actually invested by the shareholders.

Treasury stocks

the transaction is recorded as treasury stocks and is recorded as a decrease in owner's equity. When re-issuing, the differences between re-issuance price and book value of treasury stocks are recognized into item of share premium. cổ phiếu quỹ được ghi vào chi tiêu Thặng dư vốn cổ phần.

Dividends

Dividends are recorded as an amount payable in the period during which the dividends are disclosed.

Appropriation of funds

shareholders.

Corporate income tax

Corporate income tax includes current income tax and deferred income tax.

Current income tax

Current income tax is the tax amount computed based on the taxable income. Taxable income is different from accounting profit due to the adjustments of temporary differences between tax and accounting figures as well as those of non-taxable or non-deductible income and expenses, losses transferred.

Deferred income tax

Deferred income tax is the amount of corporate income tax payable or refundable due to temporary differences between book values of assets and liabilities serving the preparation of the financial statements and the values for tax purposes. Deferred income tax liabilities are recognized for all the temporary taxable differences. Deferred income tax assets are recorded only when there is an assurance on the availability of taxable income in the future against which the temporarily deductible differences can be used.

Book values of deferred corporate income tax assets are considered at the balance sheet date and will be reduced to the rates that ensure enough taxable income against which the benefits from a part of or all of the deferred income tax can be used. Deferred income tax assets which have not been recognized are considered at the balance sheet dates and recognized when it is certain to have enough taxable income to use these assets.

Deferred income tax assets and deferred income tax liabilities are determined at the estimated rates to be applied in the year when the assets are recovered or the liabilities are settled based on the effective tax rates as of the balance sheet date. Deferred income tax is recognized in the income statement. In the case that deferred income tax is related to the items of the owner's equity, corporate income tax will be included in the owner's equity of the Company.

11 Recognition of sales

Sales of providing services

SIMCO SONG DA JOINT STOCK COMPANY

Sales of providing services are recognized when there are no uncertain factors related to payments or additional costs. In case that the services are provided in many accounting periods, the determination of sales in each period is done on the basis of the service completion rate as of the balance sheet date.

Sale of land with built infrastructure

Sale of land with built infrastructure is recognized when the infrastructure construction is substantially completed and the land has been handed over to the customer.

Sales of construction

When the results from the contract implementations are reliably estimated:

- For the contracts stipulating that the contractors are paid according to the planned progress, income and expenses related to these contracts are recognized correspondingly to the works already completed as determined by the company itself.
- For the contracts stipulating that the contractors are paid according to the works actually done, income and expenses related to these contracts are recognized correspondingly to the works already completed as confirmed during the period in the invoices made by the customers.

Increase, decrease of construction volume, compensation receipts and other incomes are only recognized into sales upon the agreement with customers.

When the results from the contract implementations cannot be reliably estimated:

- Income is recognized correspondingly to the expenses incurred, of which the repayment is rather reliably made.
- Expenses are only recognized during the period as actually incurred.

The difference between the accumulated income from the contract already recognized and the accumulated amount in the invoices according to the planned progress of contract implementation is recognized as an amount receivable or an amount payable according to the planned progress of implementation of the construction contracts.

Interests

Interests are recorded based on the term and the interest rates applied for each period.

Dividends and profit shared

Dividends and profit shared are recognized when the Company has the right to receive dividends or profit from the capital contribution. Particularly, dividends received by shares are not recognized into income but only followed with the increasing number.

VI ADDITIONAL INFORMATION ON THE ITEMS OF THE BALANCE SHEET

1 Cash and cash equivalents

	30/06/25	01/01/25
	VND	VND
Cash on hand	113.966.801	151.718.184
Cash in bank	39.989.004	116.830.621
Total	153.955.805	268.548.805

2 Investments

a Invest and hold until maturity

	30/06/25		01/01/25	
	Cost	Book value	Giá gốc	Book value
	VND	VND	VND	VND
Short-term investment	5.600.000.000	5.600.000.000	5.600.100.000	5.600.100.000
- Term deposit at BIDV bank, Ha Dong branch	5.600.000.000	5.600.000.000	5.600.000.000	5.600.000.000
- Term deposits at MB Bank - Transaction Office 1	100.000	100.000	100.000	100.000
Total	5.600.100.000	5.600.100.000	5.600.100.000	5.600.100.000

SIMCO SONG DA JOINT STOCK COMPANY

b Equity investments in other entities

- Investments in associates and joint ventures

	30/06/25		01/01/25	
	Amount	Value	Amount	Value
		VND		VND
Vietnam Sweden Wine and Spirits JSC.	1.597.000	15.970.000.000	1.597.000	15.970.000.000
Song Da Automatization and Informatics Technology Joint Stock Company	350.000	2.900.000.000	350.000	2.900.000.000
Myanmar - SIMCO Songda Joint Stock Company Limited		53.822.905.914		53.822.905.914
An Vien Lac Son Joint Stock Company	7.400.000	74.000.000.000		
Total		146.692.905.914		72.692.905.914

Names	Rate of contribution capital as committed	Rate of interest	Actual contributed capital
			VND
Vietnam Sweden Wine and Spirits JSC.	28,52%	28,52%	15.970.000.000
<i>The Company's contribution capital</i>	18,25%		10.220.000.000
<i>Trust capital assumed from staff (*)</i>	10,27%		5.750.000.000
Song Da Automatization and Informatics Technology Joint Stock Company	35,83%	35,83%	2.900.000.000
Myanmar SIMCO Songda Joint Stock Company Limited	45,76%	45,76%	53.822.905.914
An Vien Lac Son Joint Stock Company	46,25%	46,25%	74.000.000.000
Total			146.692.905.914

(*) These are the investment trust receipts of the Company's staff in accordance with the investment trust contracts. Accordingly, the Company is trusted to contribute capital for realizing related rights and obligations as the shareholder of capital contribution receiver.

- Other long-term investments

	30/06/25		01/01/25	
	Amount	Value	Amount	Value
		VND		VND
Investments in shares		49.624.400.000		86.674.400.000
<i>Phu Rieng - Kratie Rubber JSC.</i>	300.000	3.300.000.000	300.000	3.300.000.000
<i>Hai Ha Economic Zone</i>	100.000	1.000.000.000	100.000	1.000.000.000
<i>Vietnam Construction and Real Estate Investment Joint Stock Company</i>	1.992.000	25.298.400.000	1.992.000	25.298.400.000

SIMCO SONG DA JOINT STOCK COMPANY

<i>Cat Tuong Thien Tan Lac Joint Stock Company</i>	0	0	1.900.000	37.050.000.000
<i>HXS VINA Technology Investment Joint Stock Company</i>	646.000	20.026.000.000	646.000	20.026.000.000
Total		49.624.400.000		86.674.400.000

- Provision for devaluation of long-term financial investments

	30/06/25	01/01/25
	VND	VND
<i>Provisions for, subsidiaries</i>	-	-
<i>Provisions for losses of associates</i>	(72.637.961.143)	(72.637.961.143)
- <i>Song Da Automatization and Informatics Technology Joint Stock Company</i>	(2.845.055.229)	(2.845.055.229)
- <i>Vietnam Sweden Wine and Spirits JSC.</i>	(15.970.000.000)	(15.970.000.000)
- <i>Myanmar SIMCO Songda Joint Stock Company Limited</i>	(53.822.905.914)	(53.822.905.914)
<i>Provisions for other long-term investments</i>	(30.468.123.389)	(30.468.123.389)
- <i>Phu Rieng - Kratie Rubber JSC.</i>	(3.300.000.000)	(3.300.000.000)
- <i>Hai Ha Economic Zone</i>	(1.000.000.000)	(1.000.000.000)
- <i>Vietnam Construction and Real Estate Investment Joint Stock Company</i>	(25.298.400.000)	(25.298.400.000)
- <i>HXS VINA Technology Investment Joint Stock Company</i>	(861.649.201)	(861.649.201)
- <i>Cat Tuong Thien Tan Lac Joint Stock Company</i>	(8.074.188)	(8.074.188)
Total	(103.106.084.532)	(103.106.084.532)

3 Loan receivables

	30/06/25	01/01/25
	VND	VND
- <i>Nguyen Viet Ha</i>	0	1.000.000.000
- <i>SCO Investment and Development.,JSC</i>	322.000.000	322.000.000
- <i>Vietnam Sweden Wine and Spirits JSC.</i>	5.006.330.196	5.006.330.196
- <i>Hoang Thi Hoach</i>	0	7.966.618.000
- <i>Nguyen Thi Thoa</i>	0	8.000.000.000
- <i>Bui Thi Hao</i>	0	8.000.000.000
- <i>Nguyen Thi Tho</i>	0	4.600.000.000
- <i>Dinh Thi Hien</i>	0	8.000.000.000
Total	5.328.330.196	42.894.948.196

4 Receivable from customers

	30/06/25	01/01/25
	VND	VND
Receivable on providing services	850.134.878	819.822.202
Receivable from customers on construction	1.976.354.222	1.976.354.222
Receivables from customers for commercial activities	10.679.900.372	13.263.654.903
Nguyen Thi Nhan	2.500.000.000	3.000.000.000
Hoang Thi Phuong	0	17.597.000.000
Song Da Garment Export Joint Stock Company	310.000.000	310.000.000
Nguyen Quang Hoan	2.630.000.000	3.200.000.000

SIMCO SONG DA JOINT STOCK COMPANY

Do Tuan Duong

13.773.100.000

Total

32.719.489.472

40.166.831.327

5 Prepayments to suppliers

	30/06/25	01/01/25
	VND	VND
Prepayment to suppliers for Ha Tinh Project	1.330.550.616	1.330.550.616
Others	969.200.000	994.200.000
Commercial business activities		
Total	2.299.750.616	2.324.750.616

6 Other receivable

	30/06/25	01/01/25
	VND	VND
a Short-term	19.236.412.559	13.572.668.599
Advance	5.251.000.000	540.000.000
Others receivable	13.985.412.559	13.032.668.599
- Bac Ha Investment and Development.,JSC	550.000.000	550.000.000
- Tona Investment and Construction.,JSC	500.000.000	500.000.000
- SIMCO Song Da Infrastructure Joint Stock Company	25.000.000	25.000.000
- Bussiness cooperation		
+ Provision for employees's bussiness cooperation	5.750.000.000	5.750.000.000
- Interest receivable	3.401.715.490	2.459.382.670
- Othets	3.758.697.069	3.748.285.929
b Long-term	11.000.000.000	11.024.600.000
- Deposit	1.000.000.000	1.000.000.000
BIDV Bank – Quang Trung Branch	1.000.000.000	1.000.000.000
- Investment capital contribution for business cooperation under contract 01/2023/SIMCO-Thang Long	10.000.000.000	10.000.000.000
Nguyễn Trọng Nghĩa - Car rental deposit		24.600.000
Total	30.236.412.559	24.597.268.599

7 Provision for bad debts

	30/06/25	01/01/25
	VND	VND
Provision for overdue debts	(21.512.787.603)	(21.512.787.603)
Provision for bad debts but not overdue		
Total	(21.512.787.603)	(21.512.787.603)

8 Inventories

	30/06/25		01/01/25	
	Cost	Provision	Cost	Provision
	VND	VND	VND	VND
Expenses for work in progress	47.896.364		47.896.364	
Goods				
Cộng	47.896.364	-	47.896.364	-

SIMCO SONG DA JOINT STOCK COMPANY

Address: Simco Song Da Building, Van Phuc Small Urban Sub-Area, Van Phuc Ward, Ha Dong District, Hanoi

Financial Statements
Q2-2025

9 INCREASE, DECREASE OF TANGIBLE FIXED ASSETS

Unit: VND

Target	Buildings and structures	Machinery and equipment	Vehicles	Office equipment	Other fixed assets	Total
I. Historical costs						
1. Beginning balance	23.807.293.987	-	6.549.703.854	154.388.551	305.826.000	30.817.212.392
2. Increase in period	-	-	-	-	-	-
- New shopping						
- Other additions						
3. Decrease in period	-	-	-	-	-	-
- Liquidation, sale						
- Other decrease (Transferred to investment properties)						
4. Closing balance	23.807.293.987	-	6.549.703.854	154.388.551	305.826.000	30.817.212.392
II. Depreciation						
1. Beginning balance	9.577.184.666	-	1.134.151.573	154.388.551	305.826.000	11.171.550.790
2. Increase in period	284.122.959	-	137.309.505	-	-	421.432.464
- Depreciation	284.122.959		137.309.505			421.432.464
- Other additions						
3. Decrease in period	114.070.860	-	-	-	-	114.070.860
- Transferred to tools						
- Liquidation, sale						
- Other decrease (Transferred to investment properties)	114.070.860					114.070.860
4. Closing balance	9.747.236.765	-	1.271.461.078	154.388.551	305.826.000	11.478.912.394
III. Net book values						
1. Beginning balance	14.400.161.420	-	5.415.552.281	-	-	19.645.661.602
2. Closing balance	14.060.057.222	-	5.278.242.776	-	-	19.338.299.998

10 Increases/decreases of intangible fixed assets

	Computer software	Other intangible fixed assets	Total
Historical costs			
Beginning balance	152.500.000	91.660.000	244.160.000
Increase in period			
Decrease in period			0
Closing balance	152.500.000	91.660.000	244.160.000
<i>In which:</i>			
Fully amortized but being still in use	190.500.000	91.660.000	282.160.000
Depreciation			
Beginning balance	152.500.000	91.660.000	244.160.000
Increase due to depreciation			
Decrease in period			0
Closing balance	152.500.000	91.660.000	244.160.000
Net book values			
Beginning balance	0	0	0
Closing balance	0	0	0

11 Long-term assets in progress

a Long-term financial investments

	30/06/25	01/01/25
	VND	VND
SIMCO Tower building project	75.902.112.441	75.902.112.441
Total	75.902.112.441	75.902.112.441

b Construction in progress

	30/06/25	01/01/25
	VND	VND
- fixed asset purchase	0	4.799.000.000
Total	0	4.799.000.000

12 Prepayments

a Short-term

	30/06/25	01/01/25
	VND	VND
Tools		
Others short-term prepayments	3.827.295	9.526.221
Cộng	3.827.295	9.526.221

b Long-term

	30/06/25	01/01/25
	VND	VND
Tools		
Others	15.447.475	21.228.953
Total	15.447.475	21.228.953

13 Payable to suppliers

	<u>30/06/25</u>	<u>01/01/25</u>
	VND	VND
Payable to suppliers of Ha Tinh Project	8.177.297.156	8.177.297.156
Payable to suppliers of Van Phuc Project	243.970.754	243.970.754
Payable to suppliers on construction		
Payables to suppliers of commercial activities	1.039.540.664	3.658.112.880
Payable to other suppliers	259.468.000	3.245.860.000
Nguyen Van Thanh Tung		
Bui Cong Da		
Total	<u>9.720.276.574</u>	<u>15.325.240.790</u>

14 Advances from customers

	<u>30/06/25</u>	<u>01/01/25</u>
	VND	VND
Advances of Ha Tinh Project	110.382.166	110.382.166
Others		
Total	<u>110.382.166</u>	<u>110.382.166</u>

15 Taxes and other obligations to the State Budget

	<u>30/06/25</u>	<u>01/01/25</u>
	VND	VND
Value added tax	0	0
Corporate income tax		
Personal income tax	9.778.500	
Property tax and land rental		
Others taxes		
Total	<u>9.778.500</u>	<u>0</u>

Value added tax

The company has to pay VAT in accordance with the deduction method. VAT rates are as follows:

Service of labor export:	0%
Other activities	10%

Corporate income tax

The Company has to pay corporate income tax for taxable incomes at the rate of 20%.

Land rent and property tax

Land rent and land tax are paid according to the notice of the tax authority.

Others taxes

The company declares and pays according to regulations.

16 Accrued expenses

	<u>30/06/25</u>	<u>01/01/25</u>
	VND	VND
Compensation for the Board of Directors and the Supervisory Board	155.820.000	155.820.000
Loan interest expenses	512.934.885	433.542.233
Audit costs	220.909.091	
Others		
Total	<u>889.663.976</u>	<u>810.271.324</u>

17 Loans and obligations under finance leases**a Short-term loans and obligations under finance leases**

	<u>30/06/25</u>	<u>01/01/25</u>
	VND	VND
Short term loans for individuals	4.227.000.000	4.227.000.000
Short term loans to organizations.	10.005.740.440	9.154.911.300
<i>BIDV Hadong Branch</i>	<i>10.005.740.440</i>	<i>9.154.911.300</i>
Loans and debts due.		
Total	<u>14.232.740.440</u>	<u>13.381.911.300</u>

b Long-term loans and obligations under finance leases

	<u>30/06/25</u>	<u>01/01/25</u>
Long-term loans and debts	2.550.000.000	
Total	<u>2.550.000.000</u>	

18 Others payables**a Short-term others payables**

	<u>30/06/25</u>	<u>01/01/25</u>
	VND	VND
Trade union fee	255.942.000	248.944.080
Social insurance, Health insurance		
Payables for labor export activities	1.000.000.000	1.000.000.000
Unpaid Dividends	17.034.235.140	17.034.235.140
Receive deposit to complete Van Phuc house project	1.415.000.000	1.415.000.000
Others	653.705.069	603.372.255
Total	<u>20.358.882.209</u>	<u>20.301.551.475</u>

b Long-term others payables

	<u>30/06/25</u>	<u>01/01/25</u>
	VND	VND
Long-term mortgages and deposits	158.747.600	140.367.600
Bussiness cooperation capital Payable	5.750.000.000	5.750.000.000
	<u>5.908.747.600</u>	<u>5.890.367.600</u>

19 Unrealized revenue**a Short-term Unrealized revenue**

	<u>30/06/25</u>	<u>01/01/25</u>
	VND	VND
Training service fee		
Others services	1.142.314.421	1.420.057.224
Total	<u>1.142.314.421</u>	<u>1.420.057.224</u>

b Long-term Unrealized revenue

	<u>30/06/25</u>	<u>01/01/25</u>
	VND	VND
Office rental revenue	11.836.331.835	11.591.277.761
Total	<u>11.836.331.835</u>	<u>11.591.277.761</u>

SIMCO SONG DA JOINT STOCK COMPANY

Address: Simco Song Da Building, Van Phuc Small Urban Sub-Area, Van Phuc Ward, Ha Dong District, Hanoi,

Financial Statements
Q2-2025

20 OWNER'S EQUITY

a) Statement of fluctuations in owner's equity

Unit: VND

Items	Owner's investment capital	Treasury stocks	Chênh lệch tỷ giá hối đoái	Business promotion fund	Financial reserved fund	Retained earnings	Total
Beginning balance	262.061.580.000	(1.682.000)	-	-	1.231.903.807	(76.819.507.629)	186.472.294.178
for this period	-	-	-	-	-	(784.309.436)	(784.309.436)
Capital increase this year							-
Adjustment of previous year's profit and loss						208.973.550	208.973.550
Distribution of previous year's profits	-	-	-				-
Closing balance	262.061.580.000	(1.682.000)	-	-	1.231.903.807	(77.603.817.065)	185.896.958.292

Capital transactions with owners and distribution of dividends, profits

	30/06/25	01/01/25
	VND	VND
Contributed capital	262.061.580.000	262.061.580.000
- Beginning balance	262.061.580.000	262.061.580.000
- Capital increase		
- Capital decrease		
- Ending balance	262.061.580.000	262.061.580.000
Dividends paid		
- Dividends, profits divided on previous year's profits		
- Dividends, provisional profits on this year's profits		

Shares

	30/06/25	01/01/25
Number of shares registered to be issued	26.206.158	26.206.158
Number of shares already issued	26.206.158	26.206.158
- Common shares	26.206.158	26.206.158
- Preferred shares	-	-
Number of shares repurchased	168	168
- Common shares	168	168
- Preferred shares	-	-
Number of outstanding shares	26.206.158	26.206.158
- Common shares	26.206.158	26.206.158
- Preferred shares	-	-

Face value per outstanding share: 10.000 VND.

Equity funds

	30/06/25	01/01/25
	VND	VND
Business promotion fund		
Financial reserved fund	1.231.903.807	1.231.903.807
Cộng	1.231.903.807	1.231.903.807

VII**ADDITIONAL INFORMATION ON THE ITEMS IN THE INCOME STATEMENT****1 1. Sales***Sales of selling goods and providing services*

	Q2/2025	Q2/2024
	VND	VND
Gross sales	5.259.431.852	11.619.226.999
Sales of service provision	748.579.350	621.932.361
<i>Service of labor export and training</i>		
<i>Sales of other service provision</i>	748.579.350	621.932.361
Sales of commercial operations	4.510.852.502	10.997.294.638
Deductions:	0	0
- Discount on goods sold and services provided		
Net sales	5.259.431.852	11.619.226.999

In wich:

- Net sales of service provision	748.579.350	621.932.361
- Net sales of trading real estate	4.510.852.502	10.997.294.638
- Net sales of construction activity	0	0

2 Costs of goods sold

	Q2/2025	Q2/2024
	VND	VND
Costs of services already provided	400.852.387	442.614.541
Service of labor export, training	11.649.420	53.417.940
Other services	389.202.967	389.196.601
Cost of commercial operations	4.418.993.636	10.846.539.250
Costs of construction contracts		
Total	4.819.846.023	11.289.153.791

3 Financial income

	Q2/2025	Q2/2024
	VND	VND
Demand deposit interest	78.148.304	677.184.339
Gain from realized exchange rate difference,		
Others		
Dividends are distributed		
Total	78.148.304	677.184.339

4 Financial expenses

	Q2/2025	Q2/2024
Loan interest expenses	275.275.752	264.505.772
Loss on realized exchange rate difference		
Others		
Provision for financial investment		
Total	275.275.752	264.505.772

5 General and administration expenses

	Q2/2025	Q2/2024
Expenses for managing staff	584.880.870	527.479.370
Expenses for managing materials	37.471.960	16.713.357
Depreciation of fixed assets	164.073.030	26.763.525
Taxes, fees and duties	6.075.741	1.583.806
Contingent expenses		10.905.019.811
External services hired	114.191.318	95.192.090
Other expenses in cash	119.544.765	94.386.562
Total	1.026.237.684	11.667.138.521

6 Other income

	Q2/2025	Q2/2024
Penalty due to breach of contract		
Others		4.594.734.281
Total	0	4.594.734.281

SIMCO SONG DA JOINT STOCK COMPANY

7 Other expenses

	Q2/2025	Q2/2024
Other expenses	530.133	4.282.732
Total	530.133	4.282.732

8 Corporate income tax payable

	Q2/2025	Q2/2024
CIT expensive calculated on taxable income of the current year		
Adjust the CIT expense of previous to this year's current Income tax expense		
Corporate income tax payable	0	0

VIII OTHER INFORMATION

1 Transactions with related parties


Relationship:

Related party	Relationship	31/03/25
Loan money, interest on the loan receivables		
- Vietnam Sweden Wine and Spirits JSC.	Associate	5.006.330.196
Trade, advance payment receivables		
- Song Da Automatization and Informatics Technology Joint Stock Company	Associate	659.390.088
- Vietnam Sweden Wine and Spirits JSC.	Associate	1.976.354.222

2 Comparative figures

The comparative figures in the Balance Sheet and the corresponding notes are the figures from the financial statements as of December 31, 2024. The figures in the income statement, cash flow statement, and the corresponding notes are from the financial statements for the first of 2024.

Prepared by



Mai Thuy Linh

Chief Accountant



Pham Thi Hieu

Established on July 17, 2025.

Chairman of the Board of Directors



CHỦ TỊCH HĐQT
Lô Quang Huy